


# SUMMER


# HOMework

For Rising  
1st Graders  
(Kindergarteners  
going to 1<sup>st</sup> grade)



# Summer Reading Activities

## Entering First Grade



Make summertime a special, enjoyable, reading time for your child and for your family! By continuing reading during the summer months, your child will maintain skills in reading and develop good reading habits. Very often students lose reading momentum over the summer because they do not read. Prevent summer slide!

### **DO NOT LET THIS HAPPEN TO YOUR CHILD!!**

Each Orangeburg Prep child was individually screened in reading by his/her teacher and was given a reading level score. That level will be monitored again in the fall. To ensure that reading growth occurs, we encourage each child to read/read with their parent 25 or more books over the summer.

Our school is once again participating in the Orangeburg County Library Summer Reading Program. This would be an excellent way to complete our list and fulfill the reading assignments of the library.

Suggested books to get started: Books by Margaret Hillert, Alyssa Capucilli (Biscuit books), Else Holmelund Minarik, Dr. Seuss, Ready to Read (Pre-level I and Level D)

**Student's Name** \_\_\_\_\_

**Books for Students Entering First Grade**

	Title	Author
1.		
2.		
3.		
4.		
5.		
6.		
7.		
8.		
9.		
10.		
11.		
12.		
13.		
14.		
15.		
16.		
17.		
18.		
19.		
20.		
21.		
22.		
23.		
24.		
25.		

## First Grade Expectations

### Motor Skills/Self-Help Skills:

- Tie shoes, zip and button clothes
- Use good manners
- Responsible for books, folders, homework, etc.
- Complete work in a given amount of time
- Proper letter formation in handwriting (tall letters formed top to bottom, short letters formed dotted line to bottom)
- Open snack or lunch items

### Language Arts:

- Write the upper/lower case letters of the alphabet
- Identify and recognize the letters/sounds of the alphabet
- Identify long/short vowel sounds in words
- Write first and last names
- Recognize rhyming words
- Recognize word families (at - bat, ug-bug, ed-red)
- Recognize and spell color words
- Recognize blends (R-blends: gr, br; L-blends: bl, cl; S-blends: sm, sn; ch, sh, th, wh)
- Know, recognize, and spell basic sight words
- Write and put words in ABC order

### Math:

- Be able to recognize/write the numbers 1 - 31
- Basic addition/subtraction to 10
- Calendar (Days of the Week, Months of the Year)
- Today, Yesterday, and Tomorrow
- One more, One less

## Math (continued)

- Count to 100
- Practice counting by 2's, 5's, and 10's
- Patterns
- Tell time to the hour
- Coin recognition
- Number sequence and filling in missing numbers (ex. 22, 23, \_\_\_\_\_, 25)
- Number order - before, after, and in between (ex. before \_\_\_\_\_21; after 18 \_\_\_\_\_; between 17 \_\_\_\_\_19)

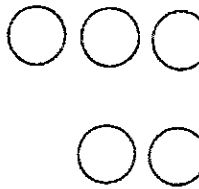
Please remember that the most important thing that you can do with your child is to read. Things to do when you are reading with your child:

- Picture walk of the story with your child. ( Look at the pictures in the story and discuss the pictures prior to reading the story. This is a major part of developing context clues to aid in figuring out unknown words in the story.)
- Discuss the beginning, middle, and end of the story.
- Ask about the main idea, characters, setting, problems, and solutions in the story.
- Let your child look for sight words in the story.
- Allow your child to write sentences or stories using sight words and inventive spelling.

Name: \_\_\_\_\_

### Math

Draw circles to add. Then write the sum.



$2 + 3 =$

$1 + 3 =$

$3 + 0 =$


$0 + 5 =$

$1 + 1 =$

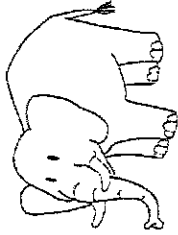
$1 + 0 =$

### Language Arts

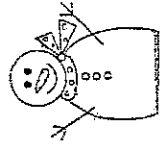
Look at each picture. Write the missing middle and ending letter sounds.



s \_ n



elephan \_




snowma \_



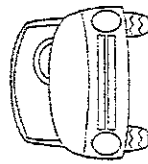
d \_ g



p \_ ncil



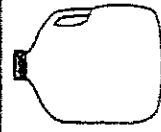
bu \_



ca \_



c \_ t



m \_ lk

## Reading

Read the story, then answer the questions.

### Fishing

My dad took me fishing at the lake. I got 3 little fish. My dad got 2 big fish. We had fun fishing at the lake.



1. Who took the kid to go fishing?

\_\_\_\_\_

-----

\_\_\_\_\_

2. How many fish did the dad get?

\_\_\_\_\_

-----

\_\_\_\_\_

## Writing



Write about something that you know how to do very well. Teach me how to do it. Then draw a picture of what you taught me to do.

I am very good at \_\_\_\_\_

First, \_\_\_\_\_

Next, \_\_\_\_\_

Last, \_\_\_\_\_

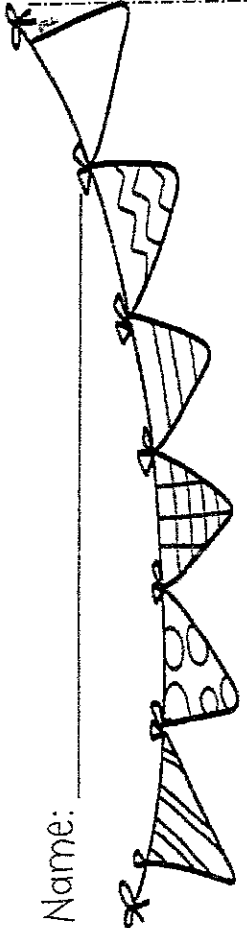
\_\_\_\_\_

\_\_\_\_\_

\_\_\_\_\_

\_\_\_\_\_

Name: \_\_\_\_\_



### Math

Cross out to subtract. Then write the difference.

○ ○ ○ ○ ○  
○ ~~○~~

$6 - 1 = \boxed{5}$

○ ○ ○ ○

$3 - 2 = \boxed{\phantom{0}}$

○ ○ ○ ○ ○

$4 - 1 = \boxed{\phantom{0}}$

○ ○ ○ ○ ○

$5 - 0 = \boxed{\phantom{0}}$

○ ○ ○ ○ ○  
○ ○ ○ ○ ○

$6 - 5 = \boxed{\phantom{0}}$

○ ○ ○ ○ ○

$4 - 4 = \boxed{\phantom{0}}$

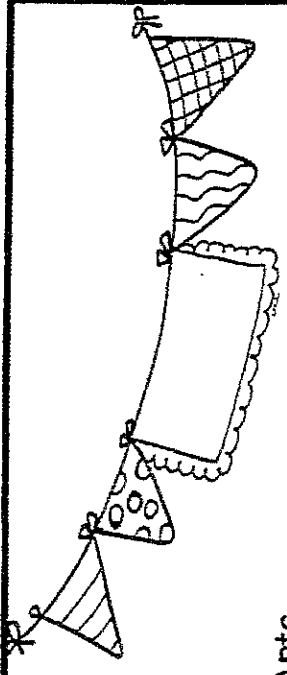
### Language Arts

Fix the sentences. Write each sentence correctly. Remember that sentences should start with a capital letter and end with a period.

the cat is big

it is sunny

we go to the park



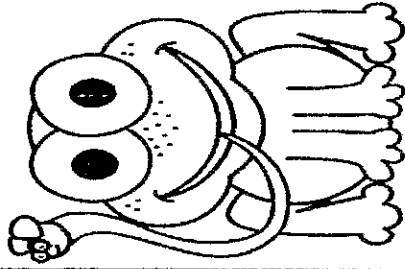


## Reading

Read the story, then answer the questions.

### The Frog

I saw a green frog when I went to the park. There was a fly in the sky. I saw the frog eat the fly.



1. Where was the fly?

\_\_\_\_\_

-----

\_\_\_\_\_

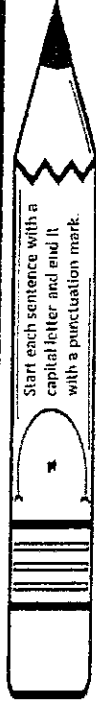
2. What did the frog eat?

\_\_\_\_\_

-----

\_\_\_\_\_

## Writing



Start each sentence with a capital letter and end it with a punctuation mark.

Write about an animal that you know a lot about. Be sure to include at least 3 facts (things that are real) when you are describing the animal. Then draw a picture to match what you wrote about.

\_\_\_\_\_

\_\_\_\_\_

\_\_\_\_\_

\_\_\_\_\_

\_\_\_\_\_

\_\_\_\_\_

\_\_\_\_\_

\_\_\_\_\_

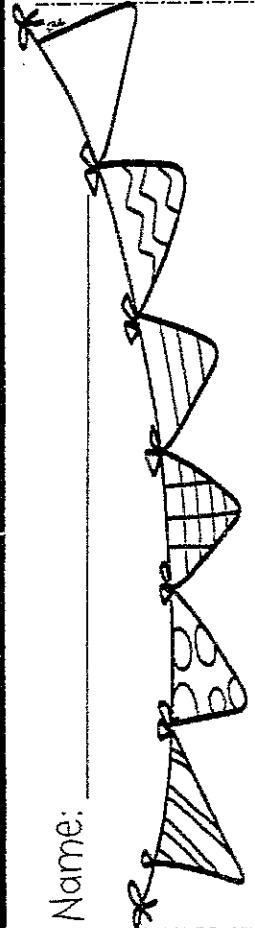
\_\_\_\_\_

\_\_\_\_\_

\_\_\_\_\_

\_\_\_\_\_

Name: \_\_\_\_\_

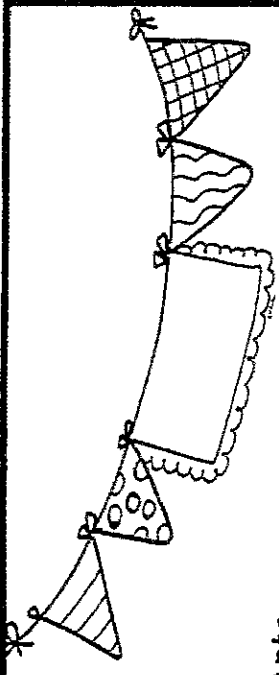


### Math

Draw circles to find the sum or difference.  
Write the number sentence to match the picture.




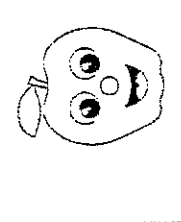
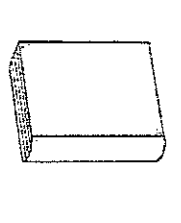


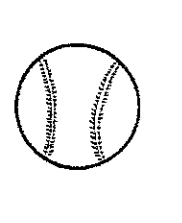

Tom got 3 apples from the tree. Then he got 2 more apples. How many apples did Tom get in all?  
\_\_\_\_\_ + \_\_\_\_\_ = \_\_\_\_\_

Jen had 5 balls to play with. She lost 2 of the balls. How many balls does Jen have left?  
\_\_\_\_\_ - \_\_\_\_\_ = \_\_\_\_\_



### Language Arts

Look at each picture. Write the missing letter sound.


		
c _ _ t	_ _ og	gu _ _
		
_ _ pple	boo _ _	d _ _ ck
		
f _ _ sh	_ _ all	bu _ _

## Reading

Read the story, then answer the questions.

### My Cat

I have a cat. My  
cat's name is Gus.  
Gus is a white cat.  
He is a big cat. Gus  
sits on a mat. I  
love my cat.



1. What is the name of the cat?

\_\_\_\_\_

-----

2. What color is the cat?

\_\_\_\_\_

-----

\_\_\_\_\_

## Writing

Start each sentence with a capital letter and end it with a punctuation mark.

Write a story about what you did this week.  
Then draw a picture to match your story.

First, \_\_\_\_\_

Then, \_\_\_\_\_

Last, \_\_\_\_\_