


My

Summer

Workbook

Orangeburg Prep



Dear Families of Almost Kindergarteners,

Though summer break is only a few months long, it is still very important to maintain the incredible academic and personal skills your child has learned and worked so hard on this year. Summer Slump occurs when students lose skills over the summer by not continuing to practice them outside of classroom walls. Summer is also a great opportunity to practice new skills your child may not have mastered yet.

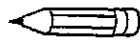
Inside this packet, you will find a variety of activities that will help your child get ready for their big Kindergarten year! Take your time spreading activities across the summer. Revisit activities that your child may not be strong in. Lots of practice over the summer will make for a stronger start to your child's first official educational experience.

Remember, play is also important for your child to learn! It is encouraged for your child to have authentic play experiences this summer- especially away from screen time! Encourage your almost Kindergartener to read books, visit the park or playground, pedal a tricycle, draw pictures, build towers of blocks, create with playdough, and pretend play!

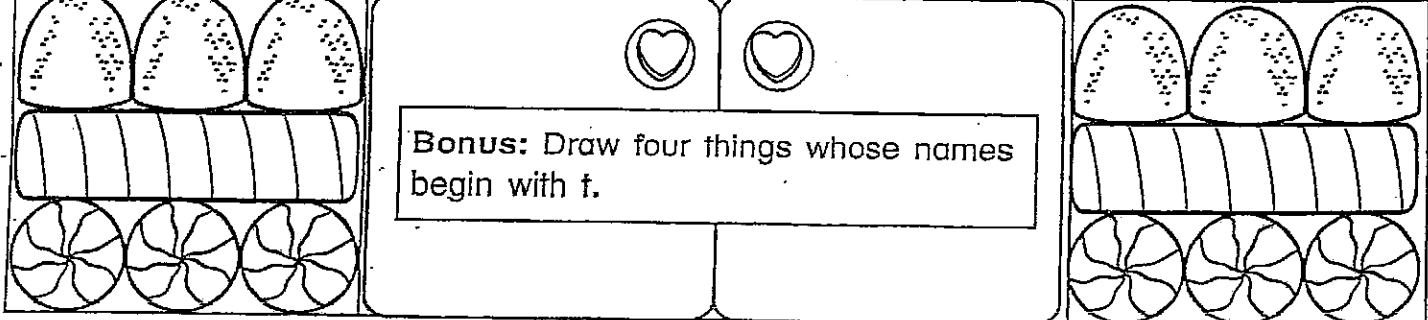

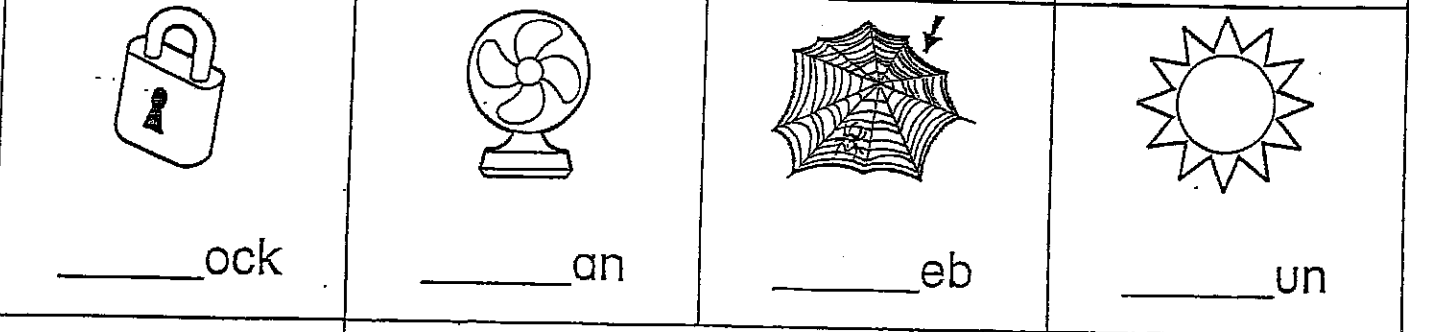
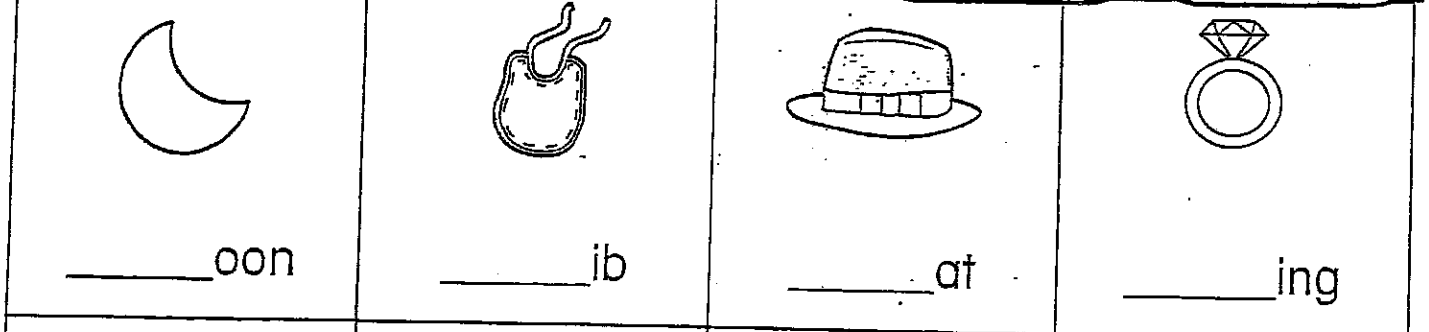
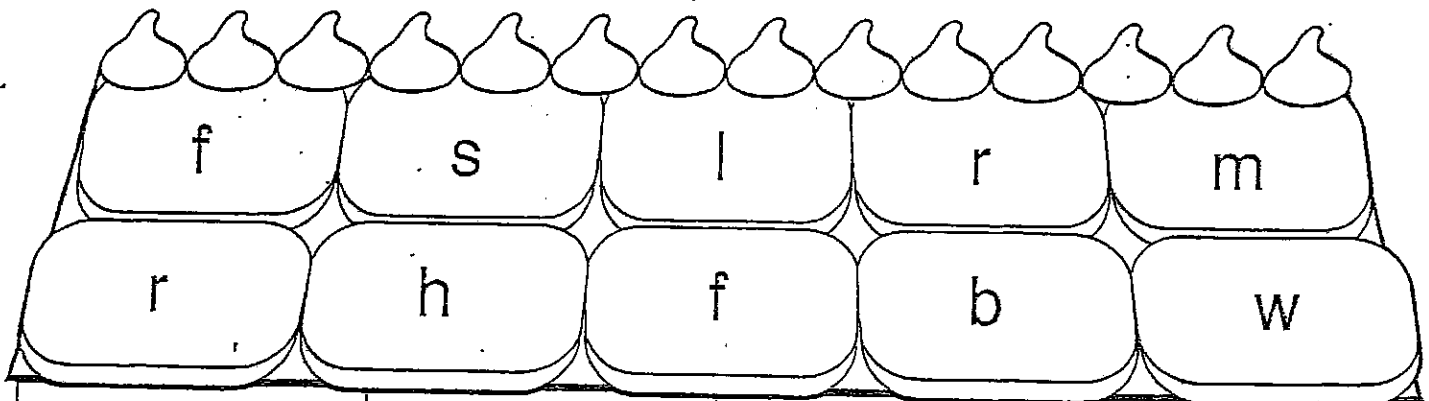
Have a wonderful Summer!

Name _____


Freshly Baked Cookies


 Write each beginning letter.


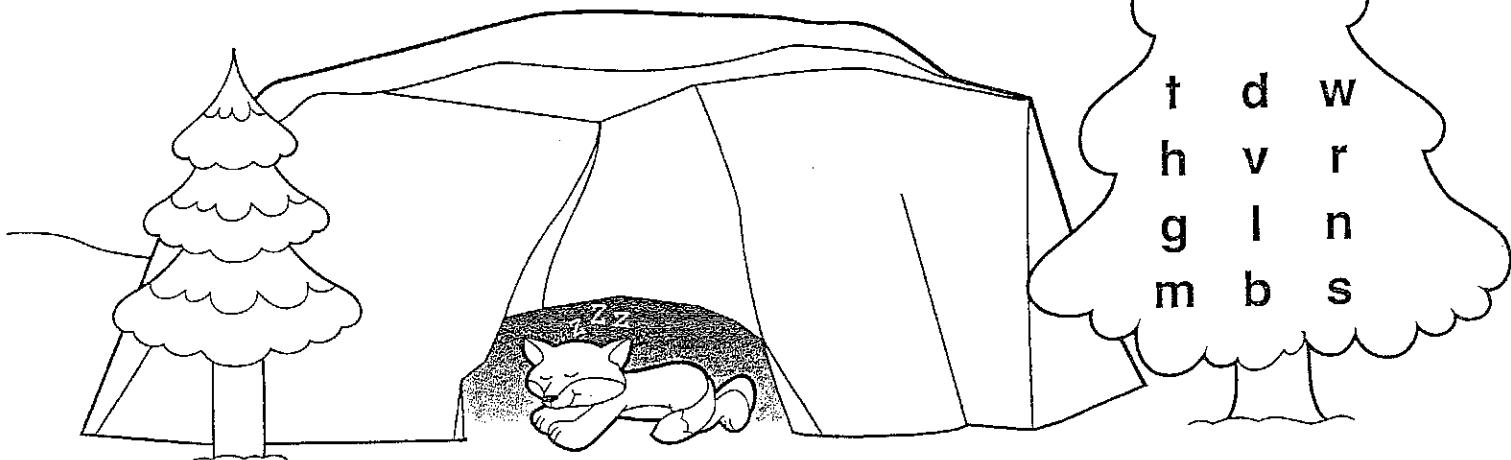
 Color each letter after you use it.



A Warm Den

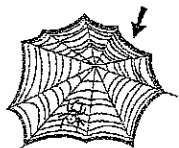
 Write the beginning letter.

 Cross out each letter after you use it.





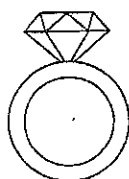

























Bonus: Draw two things that begin with **f** like 

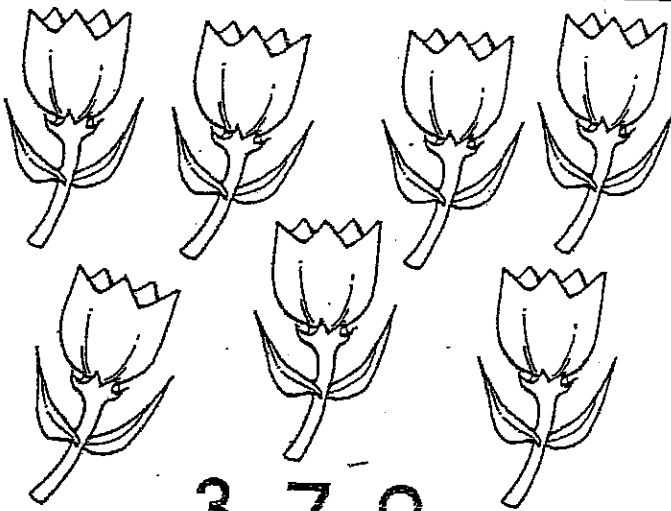
 the pictures in each set.  the number.




8 3 5




2 6 1



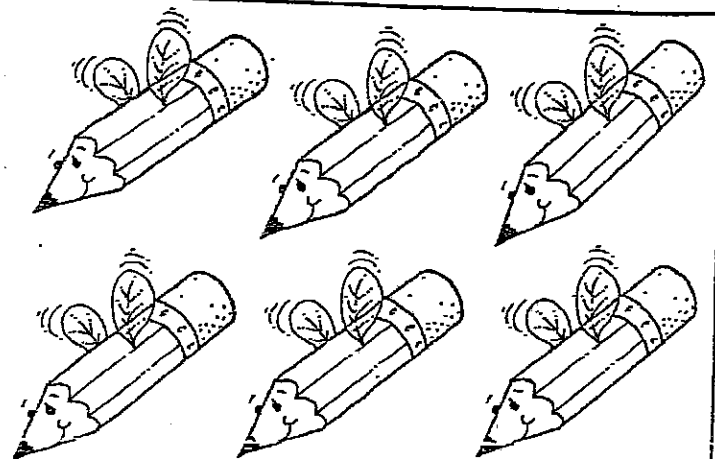
3 7 9





6 8 4




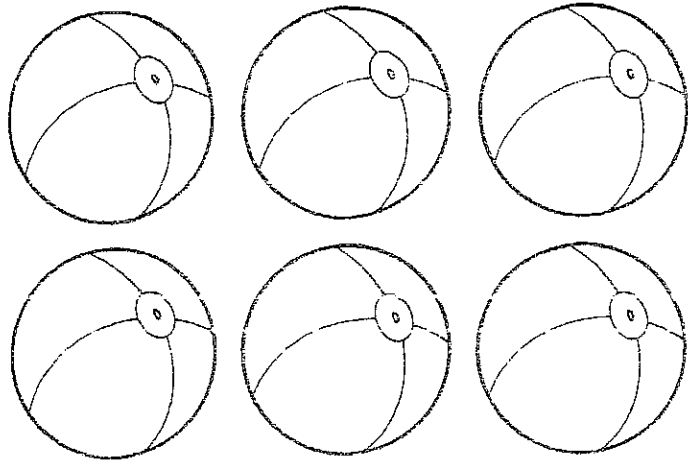
3 8 2



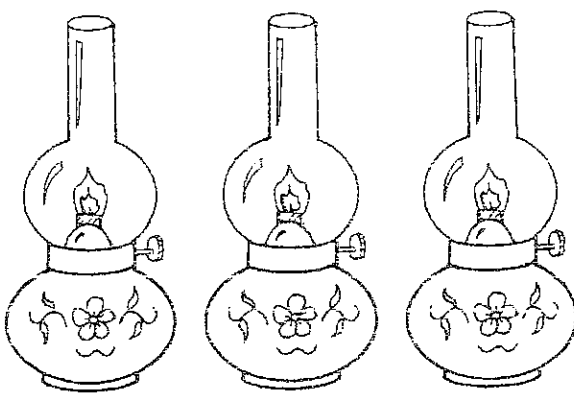
5 10 6

 the pictures in each set.  the number.

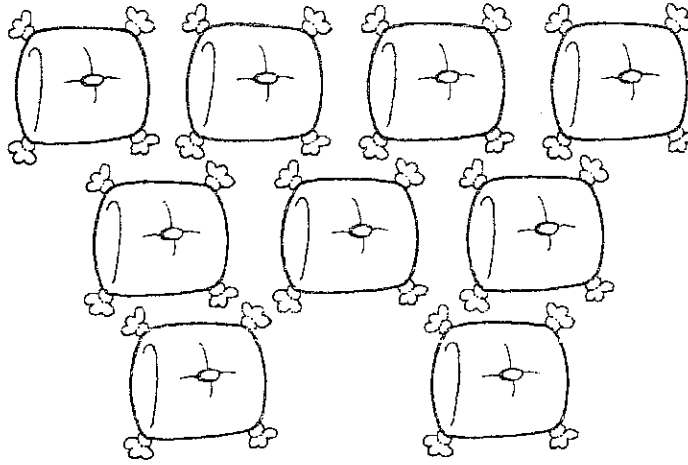
 the pictures.




5 4 6



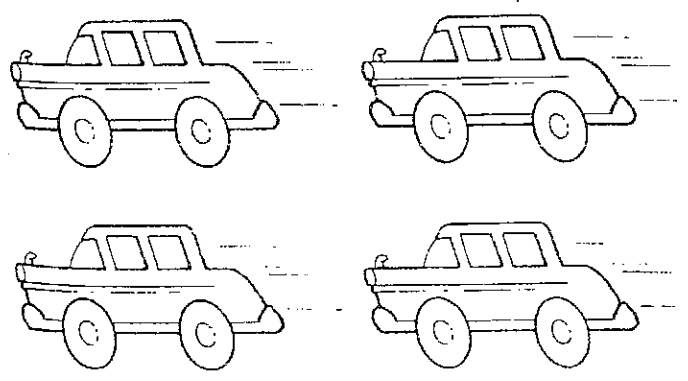
3 7 10




2 9 8



6 4 1

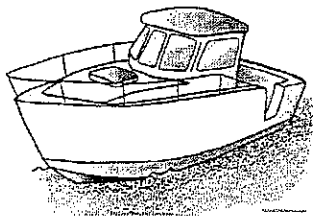


4 5 7

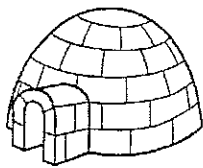


3 8 9


Name _____




J B M




H D I




M A H











7 4 8 5 6



8 3 9 5 6




4 6 7 5 2



Name _____




E K A




C D G




B F H




7 4 8 5 6




10 3 9 5 6




4 6 7 5 0




5




10




2




n



e



g

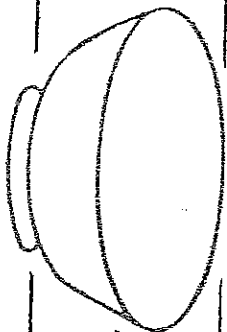


Write the word.

orange




fish



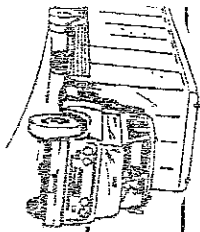
dish




cat




hat



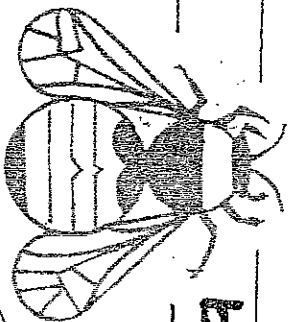
truck



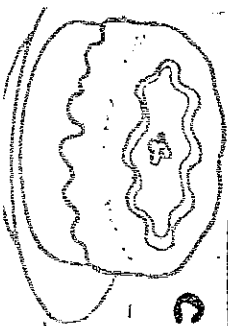
duck



tree



bee



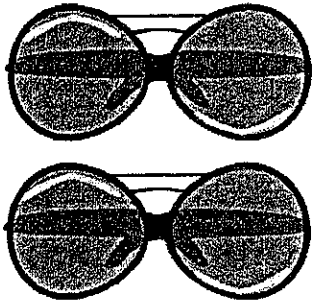
cake



rake

A Bunch At The Beach


Count the beach items and color in the circle that shows the correct number of objects.




1 2 3



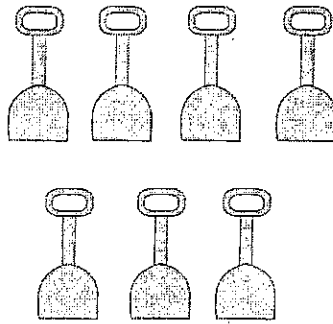
5 6 4




8 2 3




6 8 9



7 6 8




3 4 5



8 9 3



7 1 3



8 10 6

Kindergarten Expectations of Pre-K

Motor Skills/Self-Help Skills:

- Handle toileting independently.
- Pack folder and book bag.
- Hold scissors correctly.
- Hold pencil correctly.
- Cut out objects/shapes while generally staying on the line.
- Copy letters, shapes, and numbers.
- Use good manners.

Language Arts:

- Listen to stories without interrupting.
- Follow 2 or 3 step directions.
- Identify 5 vowels.
- Know all upper case letters and most of lowercase letters.
- Know some of the sounds.
- Write his/her first name.
- Recognize his/her name.
- Know the letters in his/her name.
- Recognize print as a (word), (letter), (sentence).
- Recognize the eight colors.
- Hear the beginning sounds of some words.
- Speak in complete sentences.
- Recite a familiar rhyme.
- Tell a story about a picture.
- State his/her birthday.
- Show us two words rhyme.

Math:

Know numbers 0 – 10.

Write numbers 0 – 10 from memory.

Rote count at least from 1- 10.

Know plane shapes.

Understand most positional words.

Begin to understand comparisons (biggest, smallest, tallest, shortest).

Understand more than and less than.

Count up to 10 objects in a given set.

Sort by size, shape, and color.

Identify and construct a simple pattern.

Order numbers 0 – 10.